

Superheroes and Father's Day

Hand Traced Cards for your Hero!


Duration: 30 – 45 minutes

Materials:


1. Regular 8.5" x 11" paper, card stock, or construction paper
2. Markers, crayons, or colored pencils
3. Scissors
4. Tape or glue




Don't forget to share your cards with
heather@mattmuseum.org and rachel@mattmuseum.org



Step #1



Step #2



Step #3



Step #4



Step #5

Instructions: Hand Traced Card

1. Begin with your paper in front of you vertically.
2. Fold your paper in half by bringing the bottom edge towards the top edge.
3. Now it's time trace your hand onto the paper. Since you're making a card you want to make sure your hand is on the creased edge of the paper like you see in step #3.
4. Cut our card!
5. Now it's time to decorate and write a message. Be sure to keep your scraps of paper to make accessories for your hand card.
 - a. Does your dad have a mustache? Does your hero wear eyeglasses? You can be as creative as you'd like!